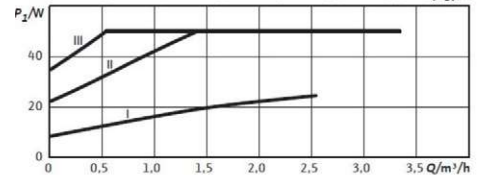
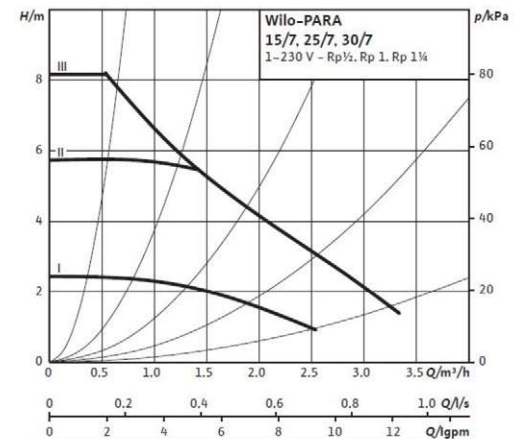
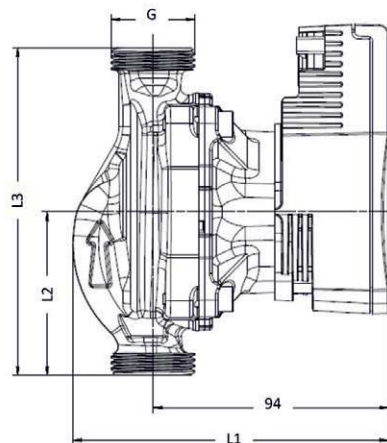
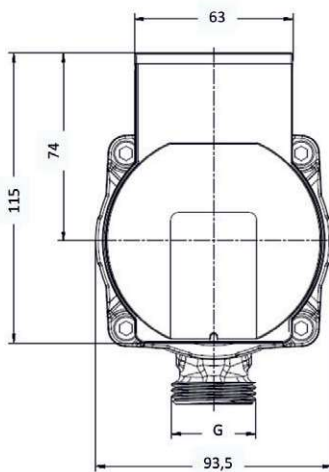
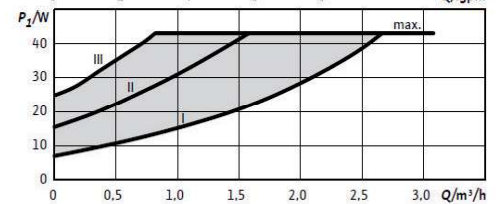
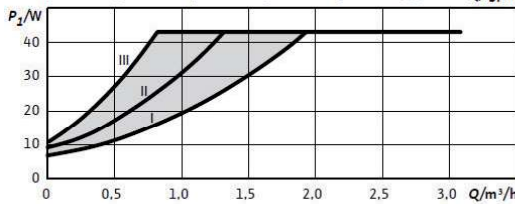
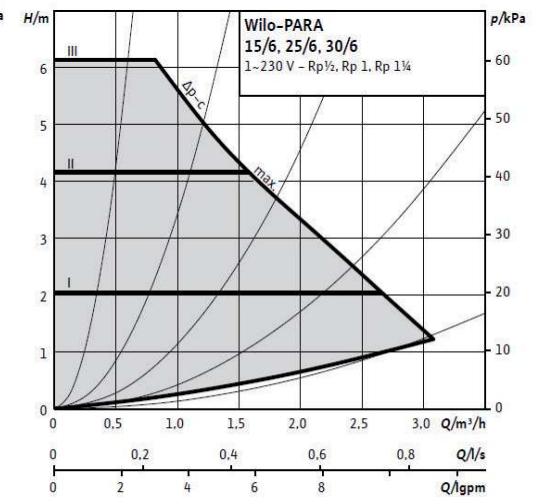
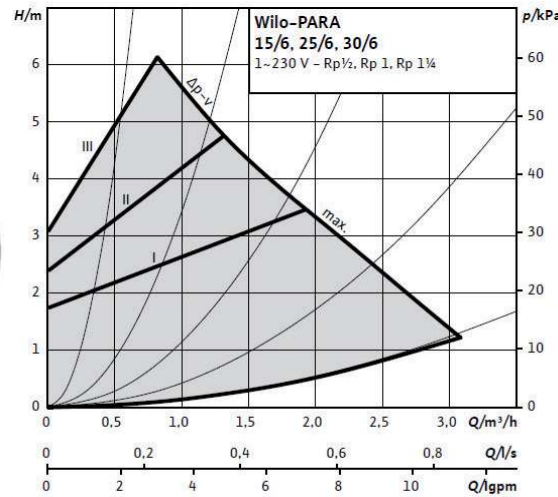


PARA 15/7 SC

Para	Prevalenza max.	Portata max.	Velocità	Consumo 1-230 V	Corrente 1-230 V	Protezione motore
	-	-	n	P1	I	-
	mt	m ³ /h	rpm	W	A	-
15/7 SC	7,7	3,5	700 - 4700	8,2-50	0,07-0,43	Integrata



Codice	Descrizione	G	L1	L2	L3	Peso
101006	Para 15/7-50-SC-130-6	1"	125 mm	65 mm	130 mm	Kg 1,5

CODICE 412-WPAR-157130